

medDreamTM
by Softneta Company

HTML 5 ZERO-FOOTPRINT DICOM VIEWER



**READY TO
INTEGRATE**

**OEM
VENDOR**

**TECHNOLOGY
PARTNER**



**WHITE LABEL
BRANDING**



**OPEN
TO AI**

IHE XDS-I.b
PASSED

FDA K222320
CLEARED 510(k)

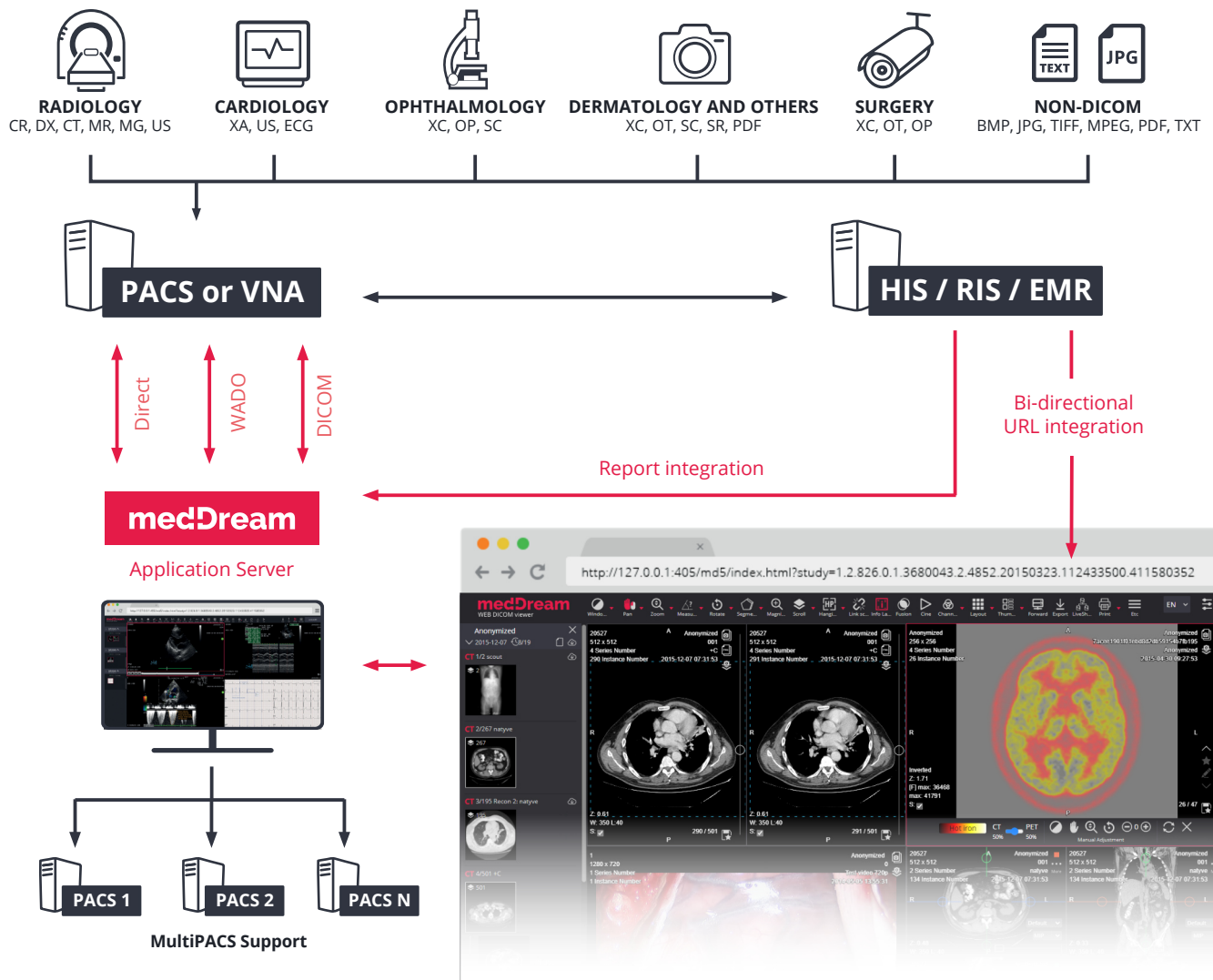
CE 0197
Class IIb certified



▼ **ONLINE DEMO:**
softneta.com

▼ **TEST ON:**
dicomlibrary.com

HIS/RIS/EMR INTEGRATION. HOSPITAL/PRIVATE CLINIC



Integration options:

- Integration via URL;
- Integration via Communication API;
- Integration via Viewport API.

Video support:

- DICOM MPEG-2;
- DICOM MPEG-4;
- DICOM H264.

The MedDream application server connectivity to the PACS can be achieved using:

- WADO RESTful services (QIDO-RS, WADO-RS, WADO-URI);
- DICOM Q/R on Study Level (C-FIND, C-MOVE, C-STORE);
- Direct access to the file system and database;
- Custom gateway PACS/VNA plugins.







The MedDream DICOM Viewer supports **MultiPACS** by PACS/VNA plugins: dcm4chee v2, dcm4chee v5, Orthanc, PacsOne, DICOM QueryRetrieve, FileSystem.

MEDDREAM READY FOR YOUR PACS AND CLOUD











RADIOLOGY & GENERAL FEATURES















Standard tools:

-  Window
-  Pan
-  Zoom
-  Scroll
-  Rotate/Flip
-  Magnifier
















Layout features:

-  Layout
-  Thumbnails
-  Full screen
-  Multi image
-  Patient history
-  Key objects storing
-  Hanging protocols
-  Next/Previous HP












Specific features:

-  Live Share support
-  Multi-frame support
-  Video support
-  ECG support
-  PDF support
-  SR support
-  Non-dicom support
-  PR support
-  Key Objects (KO) support
-  Montage
-  Fusion/PET-CT Fusion
-  Digital Subtraction
-  Color channels
-  MPR



Measurements:

-  Line
-  Angle
-  Cobb angle
-  Polyline
-  Area
-  Ellipse
-  Rectangle
-  Volume
-  Height Difference
-  CTR
-  Flatfoot
-  Goniometry
-  TT-TG distance
-  Spine labeling
-  Vertebra Angle











Annotations:

-  ROI
-  Flexpoly
-  Pencil
-  Arrow
-  Text
-  Continuous measurement
-  Intensity
-  Show angles
-  Calibration line
-  Save annotation
-  Delete annotation










Segmentation tools:

-  Bounding Box
-  Smart Paint








Manipulation features:

-  Reference lines
-  Crosshair
-  Align & Lock
-  Link scrolled series
-  Sync Windowing
-  Sync actions
-  Color palette
-  Histogram
-  Cine Mode
-  Reset

Viewport features:

-  Scroll activator
-  Viewport to clipboard
-  Image to clipboard
-  Save viewport content
-  Propagate an Ellipse ROI
-  Paste an Ellipse ROI
-  Stop propagation
-  Quick access controls
-  Quick save KO and PR

Supporting functions:

-  Orientation labels
-  Info labels
-  Report
-  Print
-  Forward
-  Export
-  Share

ABOUT MEDDREAM

Softneta provides MedDream **html5 zero-footprint DICOM Viewer** which is **vendor neutral** and **ready to be integrated** into PACS/VNA/HIS/RIS/EHR/EMR, Telemedicine, Patient Portals, eHealth, CAD and AI algorithms. MedDream DICOM Viewer supports **IHE (XDS-I.B)** profile, is **CE Class IIb** certified and **FDA cleared (K222320)** for diagnostic use as a Class 2 medical device including mammographic images.

MedDream is a **white-label, cost effective, customizable** solution perfect for software **vendors, OEM's**, medical system **integrators** and providers. MedDream can be installed on premises, any virtual environment or cloud. MedDream is designed to aid medical professionals in day-to-day decision-making process. Every diagnostic image can be accessed **safely and affordably**.

SOLUTIONS

Softneta's vision is to be a trusted **technology partner** and provide **universal access** to medical imaging and intelligence.



PACS / VNA Vendors & OEMs

Ready to integrate web based DICOM Viewer for PACS/VNA



HIS / RIS Vendors & OEMs

Ready to integrate certified white label DICOM Viewer for HIS/RIS



Software Vendors & OEMs

Ready to integrate web DICOM Viewer and connectivity solutions



Hardware Vendors & OEMs

Ready to integrate web DICOM X-ray Viewer and connectivity solutions



System Integrators

Ready to integrate web DICOM Viewer and connectivity solutions



AI & CAD Vendors

Open to medical artificial intelligence and ready to integrate web DICOM Viewer



Education & Research

DICOM anonymization or sharing service, DICOM Library and WEB DICOM Viewer

CERTIFICATIONS

medDream

Softneta

IHE XDS-I.b
PASSED

FDA K222320
CLEARED 510(k)

CE 0197
Class IIb certified

MHRA UK
REGISTERED

ISO
13485:2016

Switzerland
Class IIb

Russia
Class IIb

FDA Thai
CERTIFIED

Singapore
Class b

SALES CONTACTS

Softneta

medDream

DICOM Library

E-mail: info@softneta.com

▼ **ONLINE DEMO:**
softneta.com

▼ **TEST ON:**
dicomlibrary.com

Phone: +370 670 15991